



School Workshop

We will learn...

- About local, national and international news.
- About the format of radio news.
- About radio news broadcasting.
- To record and edit audio files.

Connections

Related ideas that we need to know before we start.

Did you know?


Radio stories are written as scripts. They include live or recorded voice reports and, sometimes, actuality (the sound of someone speaking, most of the time taken from an interview or speech). Actuality segments can also be named grabs, cuts or inserts.

In this capsule, we will research press on current world events, both written and oral, to adapt them to the radio news format and broadcast them.



Get ready!

Grab the required materials and equipment to start.



Materials

- 1. Audio input device
- 2. Notebook and pencil
- 3. Newspaper
- 4. Digital device with access to Scratch
- Internet access
- Audacity application


Tick the materials that you already have

Other materials

Are you missing a material?
For which one could you replace it?
Will you use others for sound effects?
Write them down.

Imagine

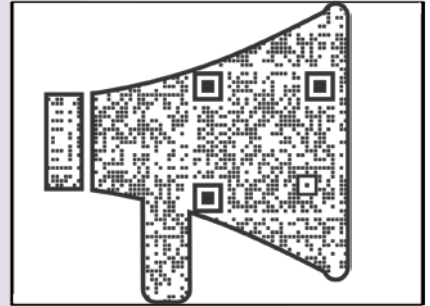
What do you think is the structure that radio news follow?



Let's create!

Set up your radio station and follow the instructions.


1- Scan the QR code to follow the step-by-step video.



2- Think about some events that are going on in our world and list them in categories: international, national, local or scholastic. Discuss them with a friend, a colleague or a family member.

3- You can up grow your list by searching on a variety of information channels like National Geographic, CBBC Newsround, a local newspaper, a radio programme etc.

Can you think of any others?



4- Choose a news of your interest and learn about it (reading, watching and listening) from at least two different information sources.

How did they differ? Why do you think is that?



5- Now it's your turn to write your news and adapt it for a 3 to 5 minutes radio broadcasting.

Scan the QR code and watch the video. **Did you remember the news reports structure? Name its parts.**




6- Scan the QR code and watch the video. Then, go over your script and write the final version.

How radio news broadcasting is different than news reports?

7- Read your final version and practice its intonation aloud before recording yourself in *Padlet* (voice recording option). You might need a microphone. Do not worry, most digital devices have it integrated. Otherwise, you can connect one (borrowed from the school perhaps).

Tip: Put your digital device in a shoebox or closet so that the sound doesn't escape to get a better sound quality.



8- Download your audio from *Padlet* and drag it to Audacity.

Add music or sound effects. Cut the parts you want to remove and incorporate a grab if relevant for your news.

Headphones are recommended for this task.

Save your final audio in mp3.



Play and share

Upload your mp3 to *Padlet*.

Choose the category of news that it belongs: international, national, local, scholastic or sportive.



Here your classroom *Padlet* QR code.

I shared my radio news broadcasting with



Reflect

Choose one of the following questions and develop its answer.

1. What did you learn about radio news broadcasting? How is it different from other information channels?
2. Which part of the activity did you find tricky? Which did you enjoy the most? Explain the reasons.
3. Were you able to incorporate a grab? Mention the steps you followed to do it.

How many stars will you give to your creativity? Colour them!





School Workshop



Imagine

What do you think is the structure that radio news follow?

Reflect

Choose one of the following questions and develop its answer.

1. What did you learn about radio news broadcasting? How is it different from other information channels?
2. Which part of the activity did you find tricky? Which did you enjoy the most? Explain the reasons.
3. Were you able to incorporate a grab? Mention the steps you followed to do it.

How many stars will you give to your creativity? Colour them!

